



Duralee Fine Furniture, Inc.


E D M O N T O N

Tight back with flounce skirt (throw pillows optional)

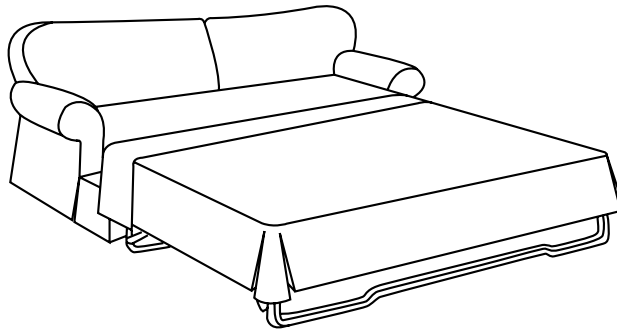
ITEM	W	D	H	AH	SH	SD
<i>Shown</i> 10-160-84	84	40	36	23	21	24
10-160-96	96	40	36	23	21	24




EDMONTON



10-162 - Chair and a half
Tight back with flounce skirt
56 x 40 x 36 AH: 23 SH: 21 SD: 24



10-169 - Sleeper
Tight back with flounce skirt
10-169-88 Queen 88 x 39 x 36 AH: 23 SH: 21 SD: 24



10-163 - Chaise
Chaise with arms, tight back and flounce skirt
38 x 55 x 36 AH: 23 SH: 21 SD: 55