



Duralee Fine Furniture®, Inc.

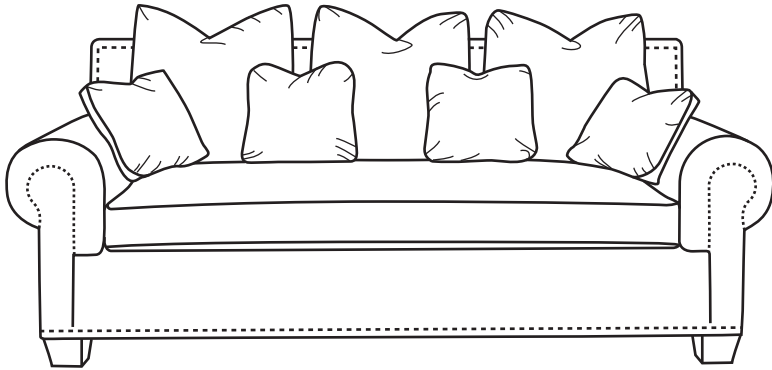
C O Z U M E L

Knife edge back with kidney pillows with nail head trim

ITEM	W	D	H	SW	SD	SH	AH
10-180-63	63	41	35	41	22	20	25
<i>Shown</i> 10-180-84	84	41	35	62	22	20	25
10-180-96	96	41	35	75	22	20	25



COZUMEL



10-187 - Sofa


Scatter back (3 large 24 x 24; 4 small 18 x 18) and nail head trim

10-187-84 84 x 41 x 35 SW: 63 SD: 22 SH: 20 AH: 25

Scatter back (4 large 24 x 24; 4 small 18 x 18) and nail head trim

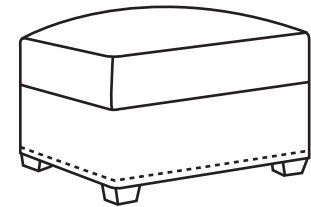
10-187-96 96 x 41 x 35 SW: 75 SD: 22 SH: 20 AH: 25

RAILROADING FABRIC WILL AVOID SEAMS IN BENCH SEAT



30-182 - Lounge Chair
Knife edge back with kidney pillow
with nail heads and legs

45 x 41 x 35 SW: 23 SD: 22 SH: 20 AH: 25



30-183 - Ottoman
with nail head trim
30 x 24 x 19

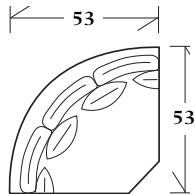
Matches lounge chair
30-182

SECTIONALS

20-880 - (Sleepers Not Available) Scatter back with bench seat and legs - See Price List for Additional Configurations

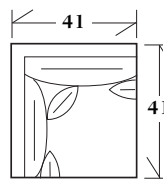
NOTE: Back throw pillows can vary from 24 w x 24 ht. to a wider version depending on standard size ordered and custom frame size requirements.

Factory will confirm back throw pillows prior to production. Railroading fabric will avoid a seam in LAF/RAF Sofas.



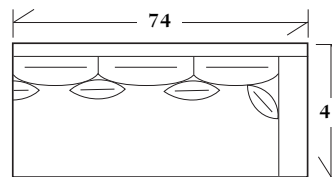
Wedge

53 x 53 x 35
SW: 49 SD: 22 SH: 20



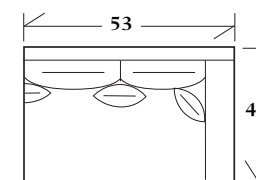
Corner

41 x 41 x 35
SW: 22 SD: 22 SH: 20



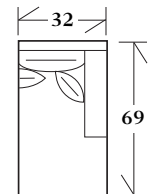
Left or right arm facing sofa

74 x 41 x 35
SW: 63 SD: 22 SH: 20 AH: 25



Left or right arm facing loveseat

53 x 41 x 35
SW: 42 SD: 22 SH: 20 AH: 25



Left or right arm facing chaise

32 x 69 x 35
SW: 21 SD: 53 SH: 20 AH: 25