



Duralee Fine Furniture®, Inc.


C H A R L E S T O N

Knife edge back pillow with standard kick pleat skirt

ITEM	W	D	H	SW	SD	SH	AH
30-470	40	36	36	24	21	20	26
<i>Ottoman</i> 30-471	30	19	19				



CHARLESTON

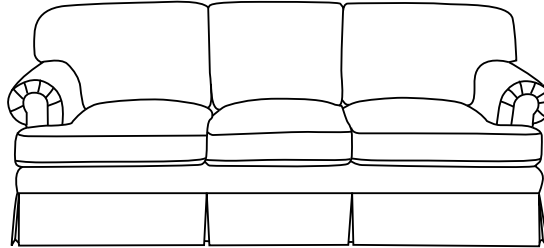


10-470 - Sofa

Knife edge back pillows with standard kick pleat skirt

10-470-65 65 x 36 x 36 SW: 46 SD: 21 SH: 20 AH: 26

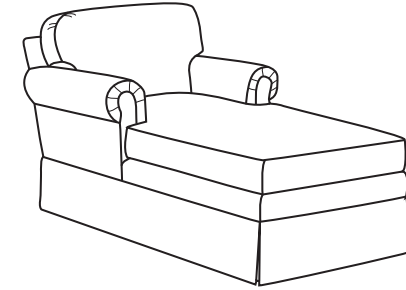
10-470-76 76 x 36 x 36 SW: 57 SD: 21 SH: 20 AH: 26



10-470 - Sofa

Knife edge back pillows with standard kick pleat skirt

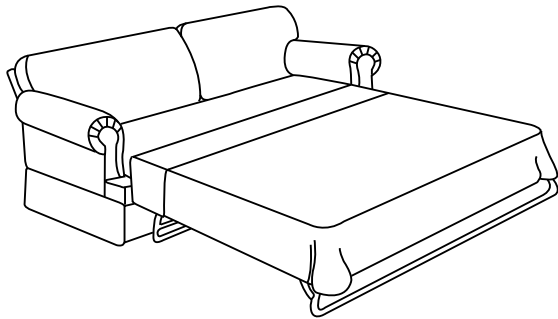
10-470-88 88 x 36 x 36 SW: 69 SD: 21 SH: 20 AH: 26



10-473 - Chaise

Chaise with arms, knife edge back pillow
with standard kick pleat skirt

40 x 64 x 36 SW: 21 SD: 45 SH: 20 AH: 26




10-479 - Sleeper

Knife edge back pillow with standard kick pleat skirt

10-479-76 - Double 76 x 38 x 36 SW: 57 SD: 21 SH: 20 AH: 26

PREMIUM FILL RECOMMENDED



10-479 - Sleeper

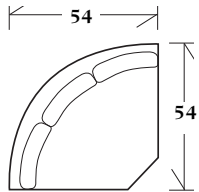
Knife edge back pillow with standard kick pleat skirt

10-479-88 - Queen 88 x 38 x 36 SW: 69 SD: 21 SH: 20 AH: 26

PREMIUM FILL RECOMMENDED

SECTIONALS

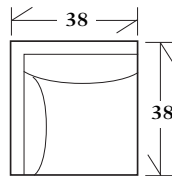
20-470 - (Sleeper available: Double or Queen) Box back or knife edge back with tall kick pleat skirt or legs - See Price List for Additional Configurations



Wedge

54 x 54 x 36

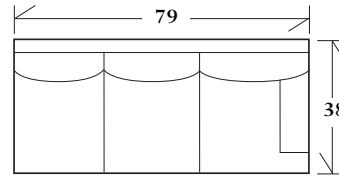
SW: 50 SD: 21 SH: 20



Corner

38 x 38 x 36

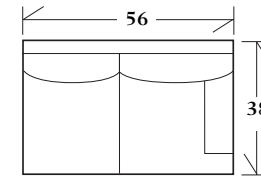
SW: 21 SD: 21 SH: 20



Left or right arm facing sofa

79 x 38 x 36

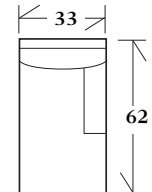
SW: 69 SD: 21 SH: 20 AH: 26



Left or right arm facing loveseat

56 x 38 x 36

SW: 46 SD: 21 SH: 20 AH: 26



Left or right arm facing chaise

33 x 62 x 36

SW: 23 SD: 45 SH: 20 AH: 26